





Parents as partners

Children's experiences at home are extremely important and we recognise that parents are the first educators of their children. It helps the children tremendously if parents and the school work together with shared aims and values.



These are key principles of home-school partnership:

-  To recognise that each child's education is a shared responsibility.
-  To keep each other fully informed of your child's progress and achievements.
-  To provide shared learning experiences at home and at school e.g. sharing books, topic table, special events i.e., World Book Day, Carnivals...
-  To attend meetings and social events at the school to share information and support the school's aims for your child.

There are many things to remember about starting school...but the most important one is that we all have the best interests of your children at heart, and will do our absolute best to take care of them and give them a happy start to school life. Welcome to:

Laude San Pedro International College



Welcome



Av. La Coruña, 2
29670 San Pedro de Alcántara
Tel. +34.952.799.900
Fax +34.952.799.055
www.laudesanpedro.com
info@laudesanpedro.com

Foundation Stage 1



Starting school is a very special time for you and your child. Our most important priority is to make this first year at school as happy and safe as possible. This booklet will give you some basic information to help you settle your child into school. Please always feel free to talk to any one of us at school about anything you feel will help us give your child a wonderful start in school.



2. www.uptoten.com

Games, stories and songs for children of all ages.

It is possible to change the language on this site, which might be useful for parents.



3. www.blackdog.net



A site for English as an additional language for children, with games stories and writing activities.

4. www.pbskids.org



This is a fun site with lots of activities. "Dragon Tales" is good for vocabulary and reading. Sesame Street is good for younger children and Maya and Miguel can be played in English or Spanish. There are instructions for parents in both languages.

ii) CBBC

*Programs for older children

b) Watch feature films in English (with or without subtitles)

*Watch television with your child and discuss what he/she is watching



4. Use the internet and computer games as another form of educational entertainment in the home.

Websites that are Educational and Fun

1. www.bbc.co.uk/cbeebies



Games, stories and activities for younger with printable work sheets.

The Foundation Stage 1 School Day

9.00	School starts
9.00—11.45	Teaching / Learning
12.00—1.00	Lunch & Play
1.00—2.30	Quiet Time
2.30—4.00	Teaching / Learning
4.10	End of the school day



Please collect your child on time at the end of the day; the children look out for you with anticipation and can get anxious if you are late. If you are going to be late please contact the school to let us know what alternative arrangements you are making for collection.

Young children need plenty of sleep

Young children need plenty of sleep and will not be able to enjoy school if they are tired. Please make sure your children go to bed at a reasonable time on a school night. (Research suggests children should have between 8 – 12 hours sleep each night).

Try to get everything ready for school the night before. A last minute rush in the morning can be upsetting. Allow plenty of time for eating breakfast and try to start the day in a calm and organised way. Please arrive before 8.55. Someone is on duty in the playgrounds from 8.30am every day.



The children in Nursery have a Quiet Time after lunch. Beds are available for them to sleep or rest.

School uniform

Children in Foundation Stage 1 are expected to wear the full school uniform. This includes an overall called "babi" which they wear to protect their clothes. Children will need 2 babi. Please encourage your child to learn to dress him/herself. It may be slower, but it is an essential life skill! To make this easier, please buy shoes which have a velcro fastening. Please also encourage your child to put on his/her own coat. All uniform should be named.




Lunchtime




Lunchtime is an important time. The teachers and teaching assistants are with the children at lunchtime, and encourage them to eat a healthy balanced meal, using good table manners. Please help your child, by encouraging him/her to eat independently with as little help from you as possible. Although there are adults with the children at lunchtime, the children will cope much better if they are used to eating on their own. We encourage the children to eat 'a little bit of everything' offered for lunch although we do not force them to eat anything.

A copy of the monthly lunch menu is available at Reception or on our website.



2. Generate a love of books and literature in the home.

- *Build an English library
- *Visit Bookworld Spain. (San Pedro / Puerto Banús)
- *Buy Read along CDs / books
- *Invest in Dictionaries
 - Visual dictionaries
 - Alphabet Books
 - A bilingual Primary Dictionary for students
 - A bilingual Dictionary for parents
 - My First Encyclopedia
 - Primary Thesaurus



3. Choose "accessible" English educational entertainment on television if you have an ASTRA 2 satellite dish.

a) BBC

It is possible to connect to free BBC channels once you have installed the ASTRA2 satellite dish.

i) CBEEBIES

- *Art and Craft programs for children aged 2-6
- *Cooking programs for children aged 2-6
- *Animal documentaries for children aged 2-6
- *Tweenies etc...
- *Cartoons etc...



Suggestions for supporting your child at home

1. Please talk in English to your child as much as possible at home. Please teach them these words at home, before they come to school:



Hola / Buenos días	Hello / Good Morning
Adiós	Goodbye (Bye Bye)
Por favor	Please
Gracias	Thank you
Agua, por favor	Water (drink) please
Al baño, por favor	Toilet please
Siéntate / levántate	Sit down / stand up
Ponte en fila	Line up
Recoge	Tidy up
Más (por favor)	More (please)
Ayúdame (por favor)	Help me (please)
Me gusta / no me gusta	I like / don't like
Lávate las manos	Wash your hands
Vete al baño	Go to the toilet
Pegar / empujar / doler	Hit / push / hurt
Silla	Chair
Mesa	Table
Colchoneta / alfombra	Mat / carpet
Juguetes	Toys
Libros	Books

Please remember



Your child must be fully toilet trained before coming to school. We have no facilities to change nappies.



We do, however, understand that accidents happen, and would therefore ask that your child has a complete change of clothes in school. Please could you also provide a small pack of baby wipes to help with personal hygiene in the case of an accident.



Please let your child's class teacher know if your child is going to be collected by anyone different, or collected at a different time. We will not release your child to anyone we do not know.



Please provide your child with a plastic cup with a handle, and his/her name permanently marked on the side, to be left in school, so that the children can have drinks throughout the day.



Please do not let your child bring his/her own personal toys to school unless it is for a special lesson at the request of the teacher. We also do not allow jewellery, sweets or chewing gum in school.


Please remember



Please contact the school on 952 799 900 as soon as possible to let us know if your child is unable to come to school. Any message left with Reception will be passed to the class teachers.



An important aim for us is for your child to be active, independent learners. Consequently, they will be very much involved in investigative and experimental activities! Please do provide an extra babi—work in progress is rarely clean and tidy!



We encourage growing independence by asking the children to find their pegs and encouraging them to hand their bags up and organise their own belongs. Please can you ensure that your child brings to school everything they will need and that they are carrying the bag when you hand over to the teacher each morning. Encourage them to find their fruit before school and place it in the fruit basket provided. Routine is incredibly important for young children and gives them the sense that they can control the world around them.

Home - school. We aim to work closely with you, as you know your child best! It is important that we value each other and that we present a united front to your child. If you have any problems or worries, please speak to your child's teacher. We are usually available in our rooms from 8.30 onwards, but have to prepare lessons and resources. If you can't find one of us, ask the other members of staff - we can usually be tracked down.

We are available at the end of the day, but as we have to ensure the safety of the children, we can't meet parents until **all** the children are collected. If you need more than a quick chat it is best to make an appointment. There are planned parents evenings throughout the year.

Home/School diaries

Each child is provided with a home/school diary so that you know what your child has done during the day and to keep you informed. Your child's teacher will complete the diary each day from the beginning of the year noting if your child has eaten, slept or been upset at any point in the day. If you receive the advice that your child has had a good day please accept that your child has eaten, rested as appropriate and enjoyed a day packed full of activities!! If your teacher is concerned about any area of your child's behaviour they will have a word with you at the end of the day.

PE

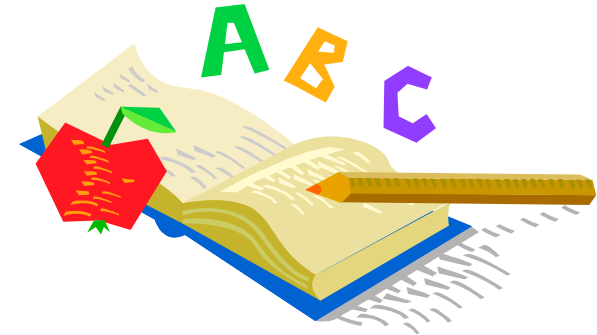
The children participate in activities to develop physical development everyday one of the six areas of learning, but PE lessons in the Sports hall or Sports pitch are planned once a week. Your child's teacher will let you know which days your child should wear their PE kit to school.

as



Please remember

Play is a vital part of the children's education, it is the medium through which they learn and develop. We provide a careful balance between child initiated activities and teacher directed tasks. The children are encouraged individually, and as a group, to become more independent and as the year progresses they are expected to complete more teacher directed activities, preparing them for the slightly more formal programme followed by the Foundation Stage 2 class next year.



Children are allowed to play and move freely between the classroom and the outside space, during which time, adults observe them closely, note what they already know and do and then encourage them to develop their thinking and practical skills. The children are withdrawn individually or in groups to work with an adult. Children are grouped in ability for some activities and mixed ability for others. These groups are not fixed and change constantly as the children mature and progress. There are also circle times where the children sit together and the teacher leads from the front.

We operate a positive behaviour policy, always praising good behaviour. Children are rewarded in a number of ways for good work or good behaviour. Children who are unable to remain within the class or playground rules are encouraged to reflect on their behaviour.


Learning assistants enable the children to have more support and more adult led activities aimed at their ability level. There are full time assistants in both classes.



If your contact details change in any way please inform your teacher in writing. It is essential that we can contact you.



Pupils will require a small rucksack which should be clearly named. These will be taken home daily. No large bags or wheeled trolleys are permitted for this age group.



The Foundation Stage 1 Curriculum

Childhood illnesses

If your child is unwell, please keep them at home to avoid the spread of infections. It is also important that they can sleep and feel comfortable at a time when they are feeling fragile, and phone the school to let us know.



Colds are infectious from one day before the symptoms start until 3 or 4 days later. **Chicken pox** is most infectious a day before the spots appear, until they crust over.

Tummy bugs and gastro-enteritis. The child should be kept at home as long as he/she has any diarrhoea or fever and for 24 hours after vomiting.

Conjunctivitis (bacterial) is infectious from when the eye is red, until a day after he/she starts antibiotics. Viral conjunctivitis is contagious for 5/7 days.

Note:

Headlice. Children should be kept at home until treatment proves to be effective.

Please let the school know if your child is suffering from any of these conditions.



Medicines

We do not encourage children to bring medicines to school and class teachers are not permitted to administer them. If it is unavoidable however, please send the medicine to school with written instructions and the medical prescription and the school nurse, who will administer it. Please give this to your teacher and do not leave it in your child's bag.

The Foundation years are important as they form the basis on which your child's future is built. The children learn key skills about learning together while playing, talking, listening and exploring. These skills are covered in six key areas of learning:

Personal, Social and Emotional Development focuses on helping children to work, play, co-operate with others and function in a group beyond the family.

Communication, Language and Literacy covers the important aspects of language development of speaking, listening, pre-reading and pre-writing activities. The key to developing language is talking.....we encourage the children to engage in many play and role-play situations which stimulate dialogue.

Problem Solving, Reasoning and Numeracy introduces your child to the foundations of numeracy. The children learn through practical activities.

Knowledge and understanding of the world helps your child gain a basic understanding of the environment around them, including people, places and the way things work.

Physical Development focuses on developing physical control in both fine skills (like cutting out) and large skills (like riding bikes), mobility, and awareness of space. We also talk about positive attitudes to a healthy and active way of life.

Creative Development focuses on developing your child's imagination and ability to communicate and express ideas and feelings in a creative way.